

## A photograph of a red brick house with a white car parked in front. A large green bush is in the foreground, and a red line is drawn across the image.



—Side passage

Broken line indicates

NEIGHBOURING PROPERTY

Proposed borehole 1

— Proposed borehole 2.

EXISTING GROUND FLOOR PLAN

PROPERTY 22 MADELEY ROAD

## EXISTING BASEMENT FLOOR FOUNDATION PLAN

NEIGHBOURING PROPERTY

Across down side passage

Broken line indicates  
approx position of footing

Please print, sign and date below to approve drawings

Signature \_\_\_\_\_  
 Print Name \_\_\_\_\_  
 Date \_\_\_\_\_

DRAWINGS TO BE  
APPROVED BY  
BUILDING CONTROL  
DEPARTMENT PRIOR  
TO WORKS  
COMMENCING  
ON SITE



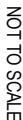
© copyright

Client: JCC Contracts
Site Address: 22 Mabley Road, Ealing, London, W5 2LH
Job Title:  Proposed Refurbishment and extensions

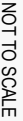
Drawing Title	
Existing Plans (Basement)	
Scale	Project Ref.
1/8" @ A1	GMCD014402722
Date	Drawn by
07/15/2014	Tim Hudman



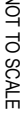
## CORNER REINFORCEMENT DETAIL



### RETAINING WALL DETAIL 1. B-B



RETAINING WALL DETAIL 1. A-A



Please print, sign and date below to agree: *strategic*

**Signature** \_\_\_\_\_

**Print name** \_\_\_\_\_

**Date** \_\_\_\_\_

**Great West Design**  
Twickenham Business Centre  
30 Heath Road  
Twickenham  
TW1 4BZ

tele: 020 89915838  
email: [info@greatwestdesign.org](mailto:info@greatwestdesign.org)  
web: [www.greatwestdesign.org](http://www.greatwestdesign.org)

[illegible]



**Cowpe Lowe Engineering**  
Basement Specialist  
07647 226 552  
21 quazra@cowpeolwe.com

1. **Explain the importance of the following factors in the selection of a location:**
  - a. **Proximity to customers and suppliers:** Being close to customers and suppliers can reduce transportation costs and improve service times.
  - b. **Availability of labor:** Having a sufficient and skilled labor force is essential for production and service.
  - c. **Proximity to transportation routes:** Access to major roads, highways, and ports facilitates the movement of goods and materials.
  - d. **Cost of land and construction:** Lower land and construction costs can significantly impact the overall investment.
  - e. **Government incentives and regulations:** Understanding local tax breaks, subsidies, and regulatory requirements is crucial for financial planning.
2. **Discuss the factors influencing the choice of a location for a new business:**
  - a. **Market research and demand analysis:** Identifying target markets and their needs is the first step.
  - b. **Competitor analysis:** Understanding the location of existing competitors helps in assessing market saturation and potential for success.
  - c. **Infrastructure and utilities:** Reliable access to electricity, water, gas, and telecommunications is vital for operations.
  - d. **Logistics and distribution network:** Evaluating the efficiency of the supply chain and distribution channels is critical.
  - e. **Local government and community relations:** Building positive relationships with local authorities and the community can ease the business setup process.
3. **Explain the importance of the following factors in the selection of a location:**
  - a. **Proximity to customers and suppliers:** Reduces transportation costs and improves service times.
  - b. **Availability of labor:** Ensures a sufficient and skilled workforce is available.
  - c. **Proximity to transportation routes:** Facilitates the movement of goods and materials.
  - d. **Cost of land and construction:** Impacts the overall investment significantly.
  - e. **Government incentives and regulations:** Affects the financial viability of the project.
4. **Discuss the factors influencing the choice of a location for a new business:**
  - a. **Market research and demand analysis:** Identifying target markets and their needs.
  - b. **Competitor analysis:** Understanding the location of existing competitors.
  - c. **Infrastructure and utilities:** Reliable access to essential services.
  - d. **Logistics and distribution network:** Evaluating the efficiency of the supply chain.
  - e. **Local government and community relations:** Building positive relationships.
5. **Explain the importance of the following factors in the selection of a location:**
  - a. **Proximity to customers and suppliers:** Reduces transportation costs and improves service times.
  - b. **Availability of labor:** Ensures a sufficient and skilled workforce is available.
  - c. **Proximity to transportation routes:** Facilitates the movement of goods and materials.
  - d. **Cost of land and construction:** Impacts the overall investment significantly.
  - e. **Government incentives and regulations:** Affects the financial viability of the project.
6. **Discuss the factors influencing the choice of a location for a new business:**
  - a. **Market research and demand analysis:** Identifying target markets and their needs.
  - b. **Competitor analysis:** Understanding the location of existing competitors.
  - c. **Infrastructure and utilities:** Reliable access to essential services.
  - d. **Logistics and distribution network:** Evaluating the efficiency of the supply chain.
  - e. **Local government and community relations:** Building positive relationships.
7. **Explain the importance of the following factors in the selection of a location:**
  - a. **Proximity to customers and suppliers:** Reduces transportation costs and improves service times.
  - b. **Availability of labor:** Ensures a sufficient and skilled workforce is available.
  - c. **Proximity to transportation routes:** Facilitates the movement of goods and materials.
  - d. **Cost of land and construction:** Impacts the overall investment significantly.
  - e. **Government incentives and regulations:** Affects the financial viability of the project.
8. **Discuss the factors influencing the choice of a location for a new business:**
  - a. **Market research and demand analysis:** Identifying target markets and their needs.
  - b. **Competitor analysis:** Understanding the location of existing competitors.
  - c. **Infrastructure and utilities:** Reliable access to essential services.
  - d. **Logistics and distribution network:** Evaluating the efficiency of the supply chain.
  - e. **Local government and community relations:** Building positive relationships.
9. **Explain the importance of the following factors in the selection of a location:**
  - a. **Proximity to customers and suppliers:** Reduces transportation costs and improves service times.
  - b. **Availability of labor:** Ensures a sufficient and skilled workforce is available.
  - c. **Proximity to transportation routes:** Facilitates the movement of goods and materials.
  - d. **Cost of land and construction:** Impacts the overall investment significantly.
  - e. **Government incentives and regulations:** Affects the financial viability of the project.
10. **Discuss the factors influencing the choice of a location for a new business:**
  - a. **Market research and demand analysis:** Identifying target markets and their needs.
  - b. **Competitor analysis:** Understanding the location of existing competitors.
  - c. **Infrastructure and utilities:** Reliable access to essential services.
  - d. **Logistics and distribution network:** Evaluating the efficiency of the supply chain.
  - e. **Local government and community relations:** Building positive relationships.



DRYPACK GAP BETWEEN TOP OF UNDERPIPI  
& UNDERSIDE OF EXISTING FOUNDATION,  
TRIM - OFF ANY PROJECTING FOUNDATION


To be read in conjunction with the Preliminaries and General Conditions.

- [illegible]

1101

to find out, please send 10¢ or send me a copy of the contents.

## Please print, sign and date below to approve

Signature \_\_\_\_\_  
Print name \_\_\_\_\_  
Date \_\_\_\_\_

ON SITE

30 Heath Road

web: [www.greatwestdesign.org](http://www.greatwestdesign.org)

© 2000

Revisions: \_\_\_\_\_ Date: \_\_\_\_\_

22 Madingley Road, Ealing, London, W5 3AP

1991

(Basement)

Drawing No 42 Rev: h



**Preliminary Design**

Please print, sign and date below to approve drawings.

**Signature** \_\_\_\_\_

**Print Name** \_\_\_\_\_

**Date** \_\_\_\_\_

[illegible]

**NOTE: THIS DRAWING TO BE  
READ IN CONJUNCTION WITH  
ENGINEERS CALCULATIONS**

**Great West Design**  
Twickenham Business Centre  
30 Heath Road  
Twickenham  
TW1 4BZ

tele: 020 89915838  
email: [info@greatwestdesign.com](mailto:info@greatwestdesign.com)  
web: [www.greatwestdesign.org](http://www.greatwestdesign.org)

Client: JCC Contacts

**22 Madeley Road, Ealing, London, W5 2LH**

100

1

Existing Plans  
(Basement)

Drawing No 44 Rev: H









RETAINING WALL DETAIL 1. B-B

[illegible]

### RETAINING WALL DETAIL 1. E-1



© copyright

Client: JCC Contracts
Site Address: 22 Maddyly Road, Ealing, London, W5 2LH
Job Title: Proposed Refurbishment and extensions

Drawing Title		<b>Proposed Plans</b> <b>(Basement)</b>
Scale:	Project No:	
1/32" = 1'	GH00201402/22	
Date	Drawing	
09/11/2014	Tim Heblman	



**Preliminary Design**

Please print name and date below to agree to design

Signature \_\_\_\_\_

Print name \_\_\_\_\_

Date \_\_\_\_\_

[illegible]

**Greatest West Design**  
 101 Kensington Business Centre  
 Heath Road  
 Wokingham  
 RG41 4BZ  
 020 89915838  
 Email: [info@greatestdesign.org](mailto:info@greatestdesign.org)  
 Web: [www.greatestdesign.org](http://www.greatestdesign.org)

 copyright

**Greatest West Design**  
 101 Kensington Business Centre  
 Heath Road  
 Wokingham  
 RG41 4BZ  
 020 89915838  
 Email: [info@greatestdesign.org](mailto:info@greatestdesign.org)  
 Web: [www.greatestdesign.org](http://www.greatestdesign.org)

 copyright

As Addressed:					
22 Maddy Way, Eving, London, W9 2JH					
CD Title:					
Proposed Refinement and extensions					

<div style="text-align: center;"> <b>Proposed Plans</b>  <b>(Basement)</b> </div>	
Drawing Title Drawing No 47	Project Ref GR/2021/402/22
Date 09/11/2014	Created by Tim Hudson







[illegible]

Signature \_\_\_\_\_  
Print name \_\_\_\_\_  
Date \_\_\_\_\_

DRAWINGS TO BE  
APPROVED BY  
BUILDING CONTROL  
DEPARTMENT PRIOR  
TO WORKS  
COMMENCING  
ON SITE


 1971-1972  
 1973-1974  
 1975-1976

Client: JCC Contacts

---

Site Address:  
22 Midway Road, Ealing, London, W5 2LH

---

Job Title:

Proposed Refinement and extensions

**Drawing No 49** | **Rev: H**



**Preliminary Design**

Please print, sign and date before to approve drawings

Signature \_\_\_\_\_  
Print name \_\_\_\_\_  
Date \_\_\_\_\_

There is a lot of information available to the advertiser in terms of demographic and geographic data, and the advertiser can use this information to target and tailor the advertising message. One of the most important sources of advertising information is the advertiser's own sales data. This data can be used to identify the advertiser's best-selling products and the advertiser's most profitable markets. This information can be used to develop targeted advertising campaigns that focus on the advertiser's most profitable products and markets. Another important source of advertising information is the advertiser's customer data. This data can be used to identify the advertiser's most valuable customers and the advertiser's most profitable customer segments. This information can be used to develop targeted advertising campaigns that focus on the advertiser's most valuable customers and customer segments. Finally, the advertiser can use third-party data to develop targeted advertising campaigns. This data can be used to identify the advertiser's most profitable markets and customer segments, and the advertiser can use this information to develop targeted advertising campaigns that focus on these markets and customer segments.

**NOTE:** THIS DRAWING TO BE  
READ IN CONJUNCTION WITH  
ENGINEER'S CALCULATIONS


















































































**DRAWINGS TO BE  
APPROVED BY  
BUILDING CONTROL  
DEPARTMENT PRIOR  
TO WORKS  
COMMENCING  
ON SITE**

tele: 020 89915838  
email: [info@greatwestdesign.org](mailto:info@greatwestdesign.org)  
web: [www.greatwestdesign.org](http://www.greatwestdesign.org)



Drawing Title <b>Proposed Plans (Loft)</b>	
Scale 1/32" = 1'-0"	Project Ref. GH020140222
Date 02/02/2014	Drawn by Tim Middleton

[illegible][illegible]

- |   |   |  |
|---|---|--|
|  | <b>POWER LEGEND</b>   |  |
|  | New applicable vehicles with power control cable                                      |  |
|  | Double match the vehicle cable wiring   |  |
|  | New vehicle matches vehicle cable wiring  |  |
|  | New vehicle matches vehicle cable at high limit                                       |  |
|  | New vehicle matches vehicle cable (locked/unlocked safety)                            |  |
|  | Single vehicle matches vehicle wiring   |  |
|  | New vehicle matches vehicle cable   |  |
|  | New vehicle match that will not interconnect  |  |
|  | Read your vehicle's wiring diagram with a vehicle that has a different wiring diagram |  |
|  | Share circuit   |  |
|  | Is Switch   |  |
|  | Double control point  |  |
|  | Reader match the non-inductive  |  |
|  | Use the wiring terminal with  |  |
|  | Use the wiring  |  |
|  |   |  |
|  |   |  |
|  |   |  |
|  |   |  |
|  |   |  |
|  |   |  |
|  |   |  |
|  |   |  |
|  |   |  |
|  |   |  |
|  |   |  |
|  |   |  |
|  |   |  |
|  |   |  |
|  |   |  |
|  | Door will push button   |  |
|  | Door will lock  |  |
|  | Thermal   |  |
|  | Fire alarm  |  |
|  | Fire extinguisher (point)   |  |
|  | Fire extinguisher (man)   |  |
|  | Fire extinguisher (alarm)   |  |
|  | Fire alarm control panel  |  |
|  | Alarm control panel (interconnect)  |  |
|  | Alarm control the director  |  |
|  |   |  |
|  |   |  |
|  |   |  |
|  |   |  |
|  |   |  |
|  | Put out fire extinguisher   |  |
|  | Use just one wire left with extinguisher  |  |
|  | Two just one wire left with extinguisher  |  |
|  | One just one wire left with extinguisher  |  |
|  | One wire with extinguisher  |  |
|  | One wire with extinguisher  |  |
|  | One wire with extinguisher  |  |
|  | One wire with extinguisher  |  |
|  | One wire with extinguisher  |  |
|  | One wire with extinguisher  |  |
|  | One wire with extinguisher  |  |
|  | One wire with extinguisher  |  |
|  | One wire with extinguisher  |  |
|  | One wire with extinguisher  |  |
|  | One wire with extinguisher  |  |
|  | Door will push button   |  |
|  | Door will lock  |  |
|  | Thermal   |  |
|  | Fire alarm  |  |
|  | Fire extinguisher (point)   |  |
|  | Fire extinguisher (man)   |  |
|  | Fire extinguisher (alarm)   |  |
|  | Fire alarm control panel  |  |
|  | Alarm control panel (interconnect)  |  |
|  | Alarm control the director  |  |
|  |   |  |
|  |   |  |
|  |   |  |
|  |   |  |
|  |   |  |
|  | Put out fire extinguisher   |  |
|  | Use just one wire left with extinguisher  |  |
|  | Two just one wire left with extinguisher  |  |
|  | One just one wire left with extinguisher  |  |
|  | One wire with extinguisher  |  |
|   |   |  |





[illegible]

Please print, sign and date below to approve if ready to go

Signature \_\_\_\_\_  
Print name \_\_\_\_\_  
Date \_\_\_\_\_

NOTE: THIS DRAWING TO BE  
READ IN CONJUNCTION WITH  
ENGINEERS CALCULATIONS

DRAWINGS TO BE  
APPROVED BY  
BUILDING CONTROL  
DEPARTMENT PRIOR  
TO WORKS



© copyright

Client:	JCF Community
Sent Address:	22 Wadley Road Ealing London W5 2LH
Job Title:	

15 JANUARY 2007



POWER LEGEND

[illegible]



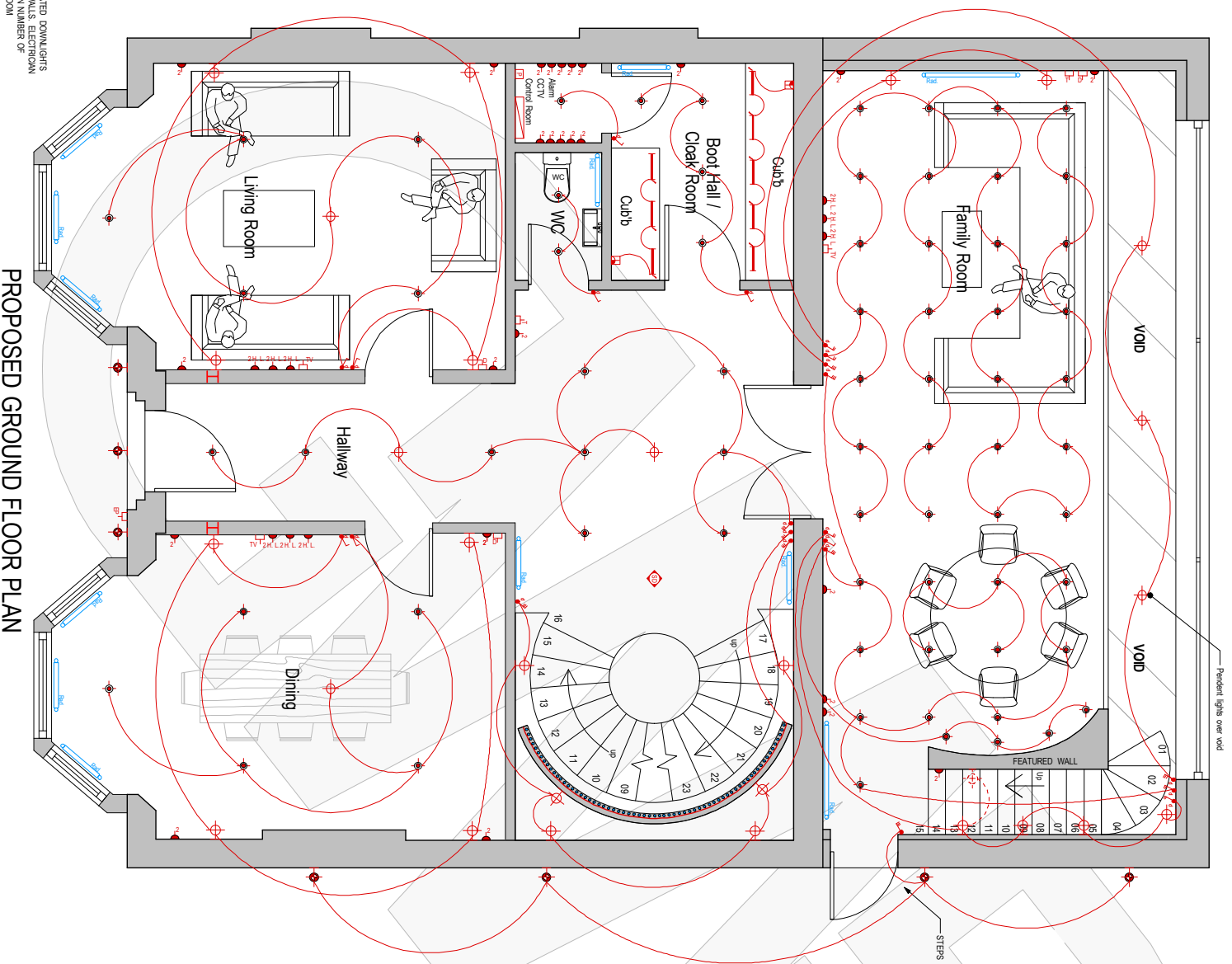
**Preliminary Design**  
 Please print, sign and date below to approve: *drawings*  
 Signature \_\_\_\_\_  
 Print name \_\_\_\_\_  
 Date \_\_\_\_\_

# PRELIMINARY CONSTRUCTION DRAWINGS

**NOTE: THIS DRAWING TO BE  
READ IN CONJUNCTION WITH  
ENGINEERS' CALCULATIONS**

Client: JCC Contractors Site Address: 22 Railway Road, Ealing, London, W5 2JH Job Title:		Version:	Date:

Drawing Title		Proposed Plans (Ground Floor)	
Scale	1/32" @ A1	Project Ref.	GRD0001402022
Date	02/09/2014	Drawn by	Tim Healdon
Drawing No 62		Rev: G	

[illegible][illegible]

- [illegible]



**Preliminary Design**

Please print, sign and date below to approve drawings

Signature \_\_\_\_\_

Print name \_\_\_\_\_

Date \_\_\_\_\_

# PRELIMINARY CONSTRUCTION DRAWINGS

NOTE: THIS DRAWING TO BE  
READ IN CONJUNCTION WITH  
ENGINEERS' CALCULATIONS

DRAWINGS TO BE  
APPROVED BY  
BUILDING CONTROL  
DEPARTMENT PRIOR  
TO WORKS  
COMMENCING  
ON SITE

**Green West Design**  
Twickenham Business Centre  
39 Heath Road  
Twickenham  
TW1 4BZ  
tel: 020 89915638  
email: [info@greenwestdesign.org](mailto:info@greenwestdesign.org)  
web: [www.greenwestdesign.org](http://www.greenwestdesign.org)

The logo for Green West Design, featuring the letters 'GWD' in a stylized, bold, yellow font. The 'G' and 'W' are connected, and the 'D' is separate. The letters are set against a dark background.

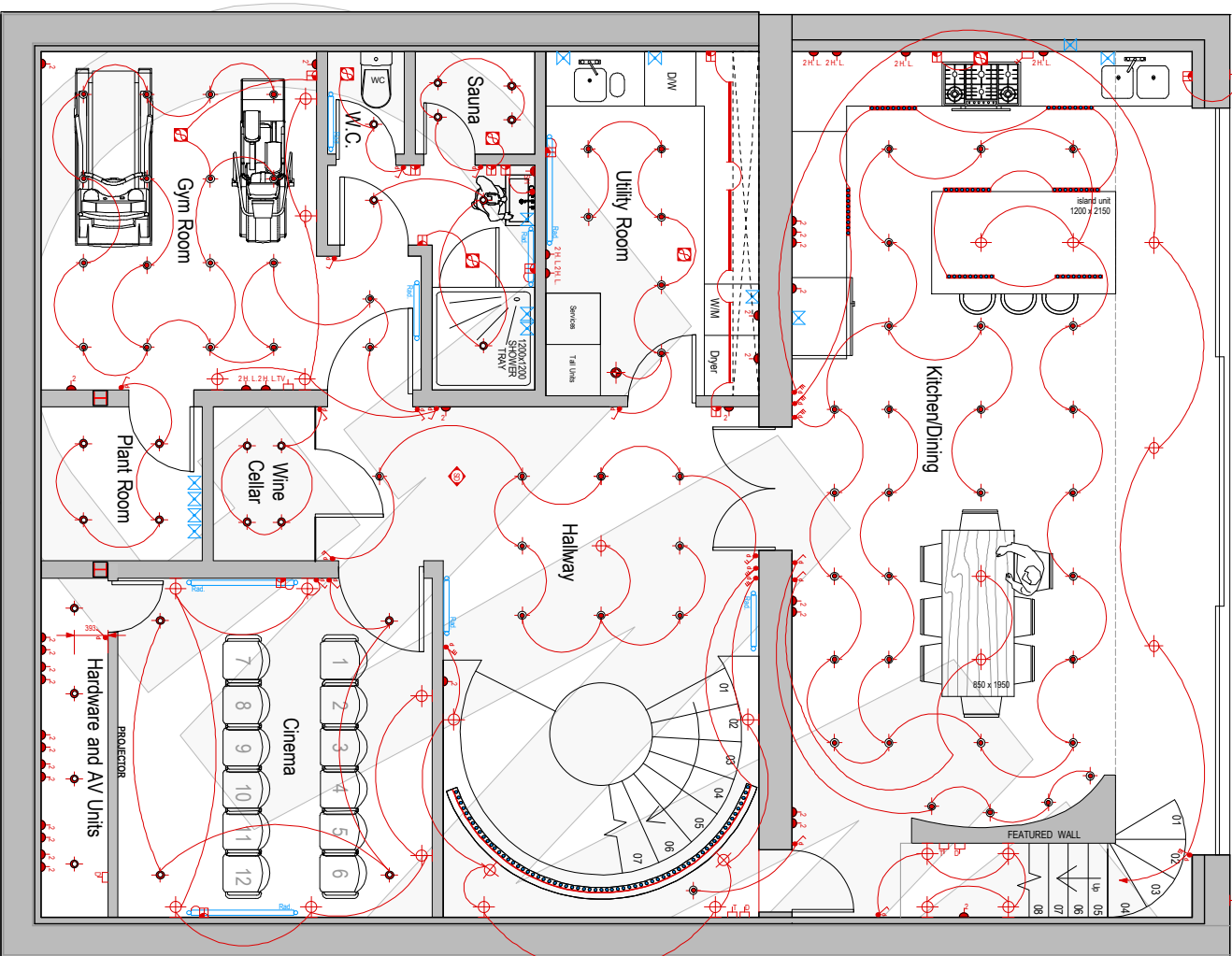
tel: 020 89915838  
email: [info@greatwestdesign.org](mailto:info@greatwestdesign.org)  
web: [www.greatwestdesign.org](http://www.greatwestdesign.org)

Client: JCC Contacts
Site Address: 22 Muddley Road, Easing, London, W5 2LH
Job Title:

Drawing Title  
**Proposed Plans  
(Basement)**

Drawing No 63	Rev: C
---------------	--------

# PROPOSED BASEMENT FLOOR PLAN - OPT 1

[illegible][illegible][illegible][illegible]